



**Health & Safety Management System Form:**  
Quarterly Health & Safety Statistics Report

**Monitor:**  
Director, Health, Safety & Environment

Form #:  
12.2

<b>2019-20</b>	<b>Quarter 4 (Jan. to Mar. 2020)</b>	<b>Report date: Jun. 26, 2020</b>
----------------	--------------------------------------	-----------------------------------

<b>1</b>	<b>Contents</b>
----------	-----------------

Section 2: Executive Summary_____	1
..... <i>Figure 1: Incident RPH</i> _____	2
Section 3: Injury Statistics_____	5
..... <i>Figure 2: Injuries by Class</i> _____	5
..... <i>Figure 3: Injury Severity</i> _____	5
Section 4: Injury Type_____	6
..... <i>Figure 4: Injury Type</i> _____	7
Section 5: Incident Type_____	8
..... <i>Figure 5: Incident Type</i> _____	9
Section 6: Concern Report Summary_____	10
Section 7: Incident Report Summary_____	12
..... <i>Figure 6: Reported Incidents</i> _____	20
Section 8: Definitions_____	21

<b>2</b>	<b>Executive Summary</b>
----------	--------------------------

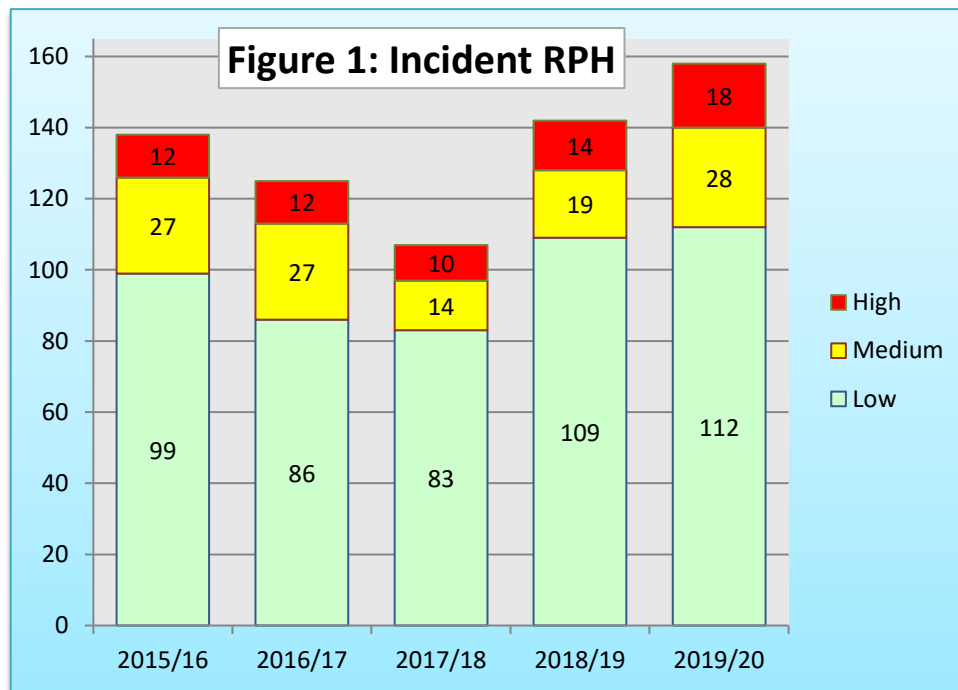
Incidents

- Incidents are ranked according to Reasonable Potential for Harm (RPH) and are categorized as NTPC, contractor, or public incidents.
- High RPH incidents involved:
  - o Q1: a missing work protection tag, aircraft engine trouble (contractor), an aborted aircraft takeoff (contractor), and the unauthorized removal of a danger tree (contractor).
  - o Q2: a breaker fire, a vehicle hitting a pole (public), a crane load miscalculation (contractor), and crane load slung over workers (contractor), and wheels coming off a truck while driving.
  - o Q3: a vehicle hitting a pole (public), a snowmobile hitting a fence (public), and an electrical contact while putting wires in place (contractor).
  - o Q4: a fuel spill, a reclose failure, an energized line contact, an oil fire on a generator engine, a severed fingertip, and an exhaust fire. A company-wide safety stand down was held on March 10 to address incident trends.
- The types of incidents occurring are consistent with previous years. Refer to:
  - o *Section 5: Incident Type*
  - o *Figure 5: Incident Type*
- Incident reporting must be actively encouraged – more reported incidents (including both accidents and near misses) will result in more safety improvements in NTPC workplaces.

2019-20	Q1	Q2	Q3	Q4
<b># of Incidents</b>	50	37	38	33
<b>High RPH</b>	4 (3C, 1N)	5 (2C, 1P, 2N)	3 (1C, 2P)	6 (6N)
<b>Medium RPH</b>	10 (5C, 2P, 3N)	3 (2C, 1N)	6 (3C, 2P, 1N)	9 (3C, 3P, 3N)
<b>Low RPH</b>	36 (14C, 21N)	29 (14C, 1P, 14N)	29 (12C, 3P, 14N)	18 (2C, 16N)

\*Contractor (C), Public (P), NTPC (N)

- For a full list of reported incidents refer to *Section 7: Incident Report Summary*.
- To see the number of incidents reported by quarter refer to *Figure 6: Reported Incidents*.



### Injuries

- Recordable injuries (lost time, restricted work, and medical treatment) and first aid injuries for Q1-Q4 are shown in the table below.

Injury Type	#	Details
Lost Time	1	1) Knee pain 2) Severed fingertip
Restricted Work	0	
Medical Treatment	2	1) Dog bite 2) Four-foot fall, injured knee
First Aid	7	1) Grinder scraped finger 2) Ankle twist 3) Cut knee on garbage can 4) Sliver under fingernail 5) Finger scrape 6) Hand burned on saucepan 7) Finger cut

- For more information on injury statistics refer to:
  - o *Section 3: Injury Statistics*
  - o *Figure 2: Injuries by Class*
  - o *Figure 3: Injury Severity*
- Trends in types of injuries occurring are consistent with previous years, showing *Slips/Trips/Falls, Overexertion, Repetitive Strain, and Struck By* as the leading injury causes.
- For more information on the types of injuries refer to:
  - o *Section 4: Injury Type and Figure 4: Injury Type*

### Concern Reporting

- Concern Reports submissions have resulted in many positive changes to NTPC assets and processes. Concern Report submissions include 4 in Q1, 11 in Q2, 2 in Q3, and 5 in Q4. Refer to:
  - o *Section 6: Concern Report Summary*
- Concern reporting must be actively encouraged – more reported concerns will result in more safety improvements in NTPC workplaces.

### Statistics Comparison

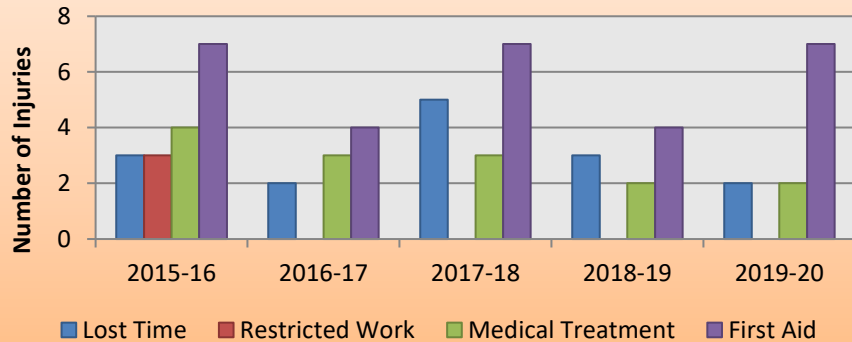
- Calendar year 2018 average annual accident severity rates (number of lost time days per 200,000 exposure hours) are shown below (2019 data has not yet been released). Note that in order to compare to CEA utilities, contractor statistics are not included in these numbers:
  - o NTPC: 0.85
  - o Quilliq Energy: 56.3
  - o Yukon Energy: 8.73
  - o Comparable Canadian Electricity Association utilities: 6.91

- Quarterly 2019-20 accident severity rates, including contractor statistics, are shown below comparing NTPC to two other northern utilities: Qulliq Energy and Yukon Energy.

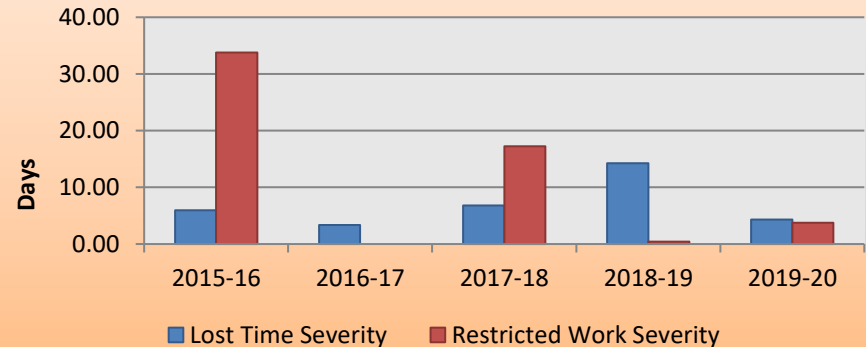
	Q1	Q2	Q3	Q4	Total
NTPC	0	0	4.8	10.63	4.34
Qulliq Energy	6.14	6.94	3.95	0	4.59
Yukon Energy	0	0	14.8	66.82	20.87

3 Injury Statistics (including Contractors)											
Period	Exposure Hours	First Aid Injuries	Recordable Injuries				Restricted Work Injuries		Lost Time Injuries		
			Lost Time	Restricted Work	Medical Treatment	Frequency Rate	Days	Severity Rate	Days	Frequency Rate	Severity Rate
Q1	111,362	3	0	0	2	3.59	0	0	0	0	0
Q2	122,549	3	0	0	0	0	0	0	0	0	0
Q3	145,891	1	1	0	0	1.37	0	0	3.5	1.37	4.8
Q4	150,447	0	1	0	0	1.33	10	13.29	8	1.33	10.63
2020	530,249	6	0	0	2	1.51	10	3.77	11.5	0.75	4.34

**Figure 2: Injuries by Class**

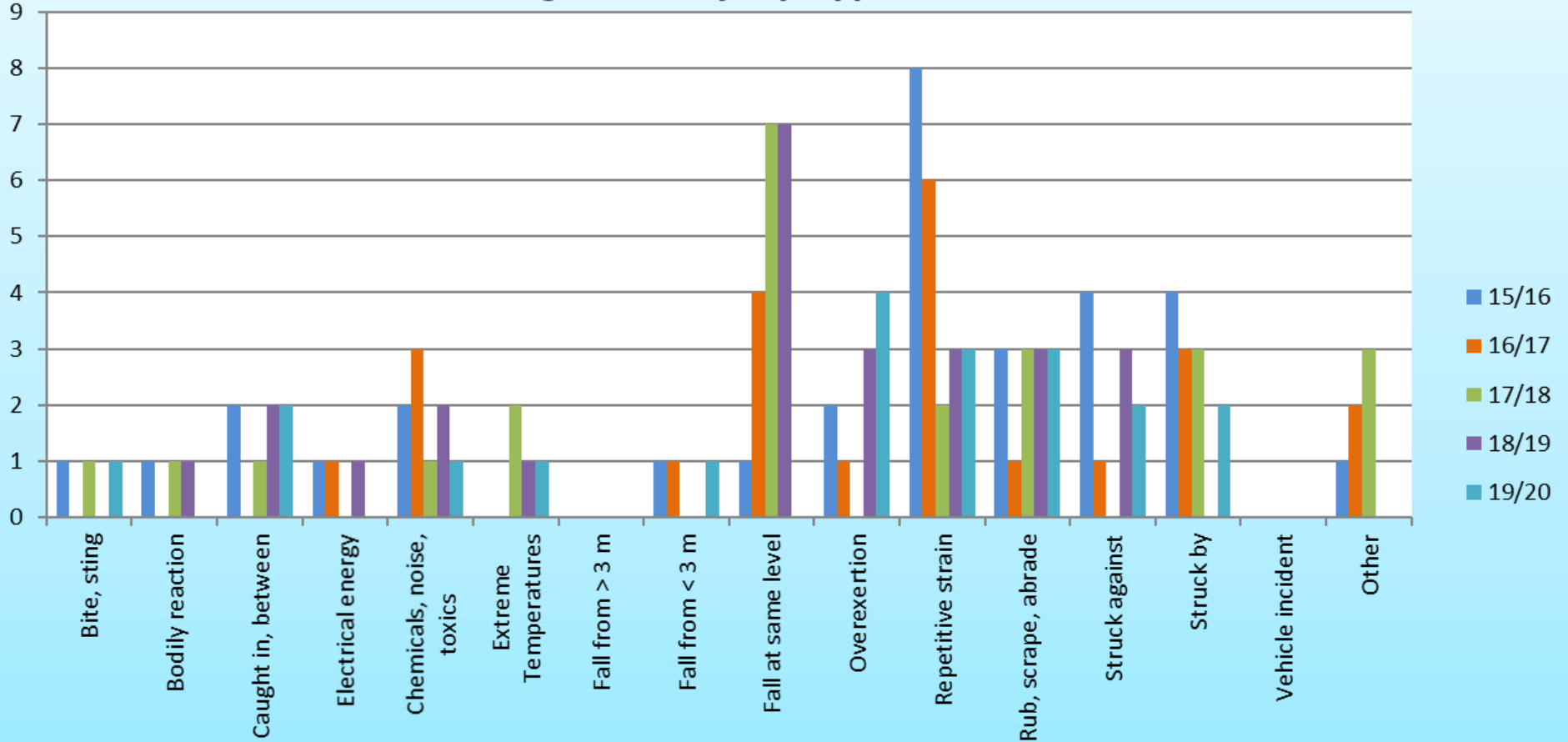


**Figure 3: Injury Severity**



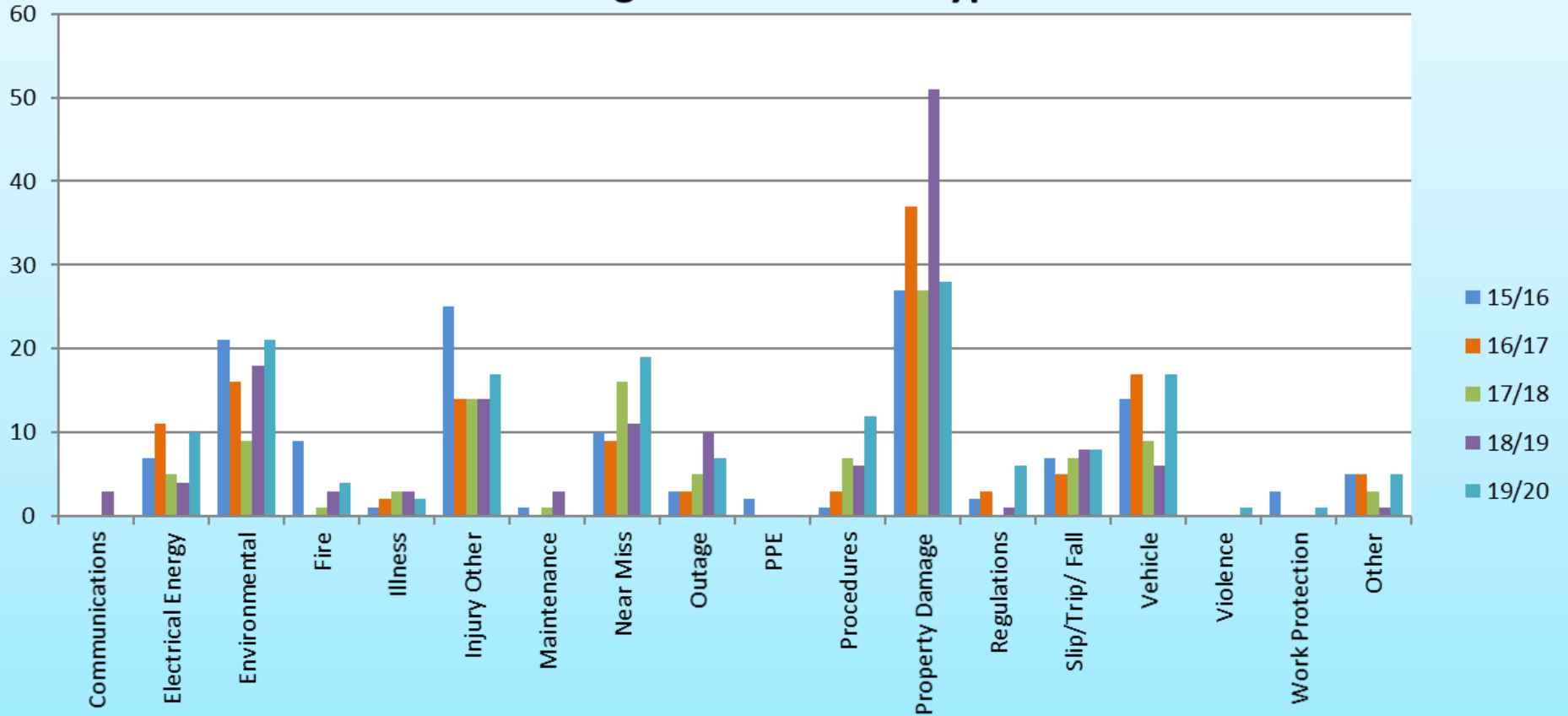
4 Injury Type																	
Period	1. Bite, sting	2. Bodily reaction	3. Caught in, between	4. Electrical energy	5. Chemicals, noise, toxics	6. Extreme Temperatures	7. Fall from > 3 m	8. Fall from < 3 m	9. Fall at same level	10. Overexertion	11. Repetitive strain	12. Rub, scrape, abrade	13. Struck against	14. Struck by	15. Vehicle incident	16. Other	Total
Q1	1	0	1	0	0	0	0	1	0	2	2	0	1	1	0	0	9
Q2	0	0	0	0	1	1	0	0	0	0	1	2	0	1	0	0	6
Q3	0	0	0	0	0	0	0	0	0	1	0	1	1	0	0	0	3
Q4	0	0	1	0	0	0	0	0	0	1	0	0	0	0	0	0	2
2020	1	0	2	0	1	1	0	1	0	4	3	3	2	2	0	0	20

**Figure 4: Injury Type**



5 Incident Type																			
Period	1. Communications	2. Electrical Energy	3. Environmental	4. Fire	5. Illness	6. Injury Other	7. Maintenance	8. Near Miss	9. Outage	10. PPE	11. Procedures	12. Property Damage	13. Regulations	14. Slip, Trip, Fall	15. Vehicle	16. Violence	17. Work Protection	18. Other	Total
Q1	0	1	8	1	1	8	0	9	3	0	3	6	0	2	6	0	1	1	49
Q2	0	3	3	1	0	4	0	5	0	0	5	9	0	2	3	0	0	2	37
Q3	0	3	3	0	1	3	0	2	3	0	3	8	3	2	5	0	0	2	38
Q4	0	3	7	2	0	2	0	3	1	0	1	5	2	2	4	1	0	0	33
2020	0	10	21	4	2	17	0	19	7	0	12	28	5	8	18	1	1	5	158

**Figure 5: Incident Type**



6 Concern Report Summary						
Period	#	Date	Location	Description	Resolution	Response
Q1	1	5/1/19	Yellowknife	Thermal imaging	AME study for IR windows, equipment	6/28/19
	2	6/4/19	Snare	Substation SF 89-2 Switch	Revise procedure, install signs, new sub	12/2/19
	3	6/7/19	Snare	Bear fence not working	Repair bear fence	6/13/19
	4	6/17/19	Fort Simpson	Office building damage due to shifting	Level and repair building	6/26/19
Q2	1	7/11/19	Yellowknife	Clean water storage tanks	Clean water tanks	Pending
	2	8/4/19	Snare	Dining room conduct	Clarify expectations, rules to contractor	8/9/19
	3	8/30/19	Hay River	Extinguisher inspections	Inspect/remove extinguishers as required	9/13/19
	4	9/11/19	Snare	Disconnect signs needed	Purchase and install signs	9/13/19
	5	9/11/19	Snare	Aerosol can in incinerator	Educate workers onsite	9/13/19
	6	9/18/19	Snare	Camp cleanliness	Ongoing	Pending
	7	9/18/19	Yellowknife	Single line diagram revision	Implement updating process	Pending
	8	9/19/19	Bluefish	Camp cleanliness	Ongoing	Pending
	9	9/23/19	Hay River	inReach use	Monitoring Centre not to respond to tests	02/14/20
	10	9/27/19	Snare	5B spillway bridge missing grate	Install grate	10/16/19
	11	9/29/19	Snare	Septic tank contains garbage	Ongoing	Pending
Q3	1	12/11/19	Snare	Contractor days of work	Ongoing	Pending
	2	12/27/19	Inuvik	Sewage smell in warehouse	Ongoing	Pending
Q4	1	1/25/20	Yellowknife	Waste management	H&S Alert, discuss with staff, training	Pending
	2	2/4/20	Snare	Food quality	Contact contractor and resolve	Pending
	3	2/4/20	Snare	Food services	Contact contractor and resolve	Pending



**Health & Safety Program Form:**  
 Quarterly Health & Safety Statistics Report

Page 11 of 21

**Monitor:**  
 Director, Health, Safety & Environment

Form No.:  
 12.2

6 Concern Report Summary						
Period	#	Date	Location	Description	Resolution	Response
	4	2/4/20	Yellowknife	Signage near Jackfish approach	Place stop signs by for snowmobilers	02/13/20
	5	2/10/20	Yellowknife	Cable over snowmobile trail	Cut cable	02/14/20

7.1 Q1 Incident Report Summary					
#	Date	Location	Description	RPH	Type
1	4/7/19	Jean Marie River	Outage	L	Outage
2	4/9/19	Tuktoyaktuk	Truck Off Road	L	Vehicle
3	4/15/19	Yellowknife	Lifting Back Injury	L	Injury Other
4	4/15/19	Sachs Harbour	Glycol Spill - 45 L	L	Environmental
5	4/17/19	Inuvik	WP Lock & Tag Missing	H	Work Protection
6	4/18/19	Inuvik	Grinder Scraped Finger	L	Injury Other
7	4/19/19	Tuktoyaktuk	Truck Window Cracked	L	Property Damage
8	4/30/19	Fort Smith	Aircraft Engine Trouble	H	Near Miss
9	4/30/19	Tsiigehtchic	Exhaust Fumes in Truck	L	Vehicle
10	5/2/19	Snare	Object Fell from Crane	M	Near Miss
11	5/6/19	Ulukhaktok	3rd Party Truck hit Pole	M	Property Damage
12	5/6/19	Inuvik	Burning Rag in Truck	M	Fire
13	5/7/19	Snare	Ankle Twist	L	Injury Other
14	5/7/19	Aklavik	Fuel Spill - 90 L	L	Environmental
15	5/9/19	Fort Smith	Airplane Aborted Takeoff	H	Near Miss
16	5/10/19	Snare	Pole Damaged by Grader	L	Vehicle
17	5/13/19	Snare	Sore Shoulder	L	Injury Other
18	5/17/19	Inuvik	Dog Bite	M	Injury Other
19	5/22/19	Norman Wells	Four Foot Fall	M	Slip/Trip/Fall
20	5/23/19	Snare	Truck Bumper Broken	L	Property Damage
21	5/27/19	Yellowknife	Knee Twist	L	Injury Other
22	5/29/19	Yellowknife	Fire Alarm Activated	L	Procedures
23	5/29/19	Hay River	Parking Lot Near Miss	L	Vehicle
24	5/30/19	Inuvik	3rd Party Truck Damage	L	Vehicle
25	5/30/19	Snare	Danger Tree Removal	H	Procedures
26	5/30/19	Snare	Bear Near Miss	M	Near Miss
27	5/31/19	Inuvik	Overhead Door Damage	L	Vehicle

7.1 Q1 Incident Report Summary					
#	Date	Location	Description	RPH	Type
28	6/5/19	Snare	Illness	L	Illness
29	6/5/19	Inuvik	Loader in Sink Hole	M	Near Miss
30	6/6/19	Paulatuk	Lube Oil Spill - 150 L	L	Environmental
31	6/7/19	Hay River	Falling Object Near Miss	L	Near Miss
32	6/9/19	Snare	Chemical on Hand	L	Near Miss
33	6/10/19	Nahanni Butte	Lost Cell Phone	L	Property Damage
34	6/10/19	Inuvik	Shelf Dismantle Near Miss	L	Near Miss
35	6/11/19	Hay River	Office Trip, No Fall	L	Slip/Trip/Fall
36	6/11/19	Fort Good Hope	Voltage Fluctuations	L	Outage
37	6/12/19	Bluefish	Headgate Fish Kill	M	Environmental
38	6/13/19	Bluefish	Cut Knee	L	Injury Other
39	6/15/19	Snare	Collapsed Chair	L	Property Damage
40	6/18/19	Bluefish	Substation Breaker Trip	L	Electrical Energy
41	6/25/19	Fort Simpson	Outage due to Cable Arc	L	Outage
42	6/26/19	Inuvik	Oil Drips	L	Environmental
43	6/26/19	Inuvik	False Fire Alarm	L	Other
44	6/28/19	Inuvik	Hidden Drywall Dust #1	L	Environmental
45	6/28/16	Snare	Cracked Rim on Plane	M	Near Miss
46	6/29/19	Inuvik	Containment Tear Down	L	Procedures
47	6/29/19	Inuvik	Foot Struck by Wood Plate	L	Injury Other
48	6/29/19	Inuvik	Hidden Drywall Dust #2	L	Environmental
49	6/30/19	Whati	Public Vehicle Hit Pole	M	Property Damage
50	6/30/19	Aklavik	Fuel Spill – 160 L	L	Environmental

\*Contractor incidents are shaded orange, public incidents are shaded blue.

7.2 Q2 Incident Report Summary					
#	Date	Location	Description	RPH	Type
1	7/1/19	Inuvik	Improper Tailboard	M	Procedures
2	7/2/19	Inuvik	False Fire Alarm	L	Other
3	7/3/19	Inuvik	Visitor did not Muster	L	Procedures
4	7/10/19	Yellowknife	G15 VFD Arc Flash	M	Electrical Energy
5	7/23/19	Snare	Buried Cable Contact	L	Other
6	7/26/19	Hay River	Water in Office	L	Property Damage
7	7/28/19	Deline	Sliver under Fingernail	L	Injury Other
8	7/30/19	Tuktoyaktuk	Window Broken	L	Property Damage
9	7/31/19	Inuvik	Berm Liner Damage	L	Property Damage
10	8/11/19	Snare	Tie Sub Door Handle Broken	L	Property Damage
11	8/11/19	Tuktoyaktuk	Relay Backfeed	L	Electrical Energy
12	8/15/19	Deline	G2 Breaker Fire	H	Fire
13	8/19/19	Tsiigehtchic	Exhaust Flex Holes	L	Property Damage
14	8/25/19	Inuvik	Public Vehicle Hit Pole	H	Property Damage
15	8/26/19	Snare	Fridge Door Fell	M	Near Miss
16	8/27/19	Taltson	Fall in Shallow Water	L	Slip/Trip/Fall
17	8/27/19	Snare	Crane Load Calculation	H	Near Miss
18	8/27/19	Snare	Crane Load Over Workers	H	Near Miss
19	8/29/19	Snare	Finger Scrape	L	Injury Other
20	8/29/19	Norman Wells	Truck Window Broken	L	Property Damage
21	8/31/19	Snare	Back Injury	L	Injury Other
22	8/31/19	Snare	Tailboards Not Held	L	Procedures
23	9/2/19	Tuktoyaktuk	Breaker Jam	L	Electrical Energy
24	9/5/19	Snare	Contractor Performance	L	Procedures
25	9/5/19	Yellowknife	Disorderly Public Conduct	L	Procedures
26	9/7/19	Tuktoyaktuk	Cell Phone Broken	L	Property Damage
27	9/9/19	Fort McPherson	Broken Taillight	L	Vehicle

7.2 Q2 Incident Report Summary					
#	Date	Location	Description	RPH	Type
28	9/10/19	Snare	Truck Stuck	L	Vehicle
29	9/12/19	Fort Smith	Oil Spill - 10 L	L	Environmental
30	9/13/19	Paulatuk	Truck Nudge	L	Near Miss
31	9/14/19	Inuvik	Trip and Scrape	L	Slip/Trip/Fall
32	9/18/19	Lutsel K'e	Fuel Spill - 70 L	L	Environmental
33	9/19/19	Yellowknife	Sewage Spill - 100 L	L	Environmental
34	9/23/19	Inuvik	Wood Struck Hard Hat	L	Near Miss
35	9/24/19	Inuvik	Scalded Hand on Saucepan	L	Injury Other
36	9/25/19	Fort Smith	Truck Ladder Lost	L	Property Damage
37	9/28/19	Yellowknife	Bucket Truck Lost Wheels	H	Vehicle

\*Contractor incidents are shaded orange, public incidents are shaded blue.

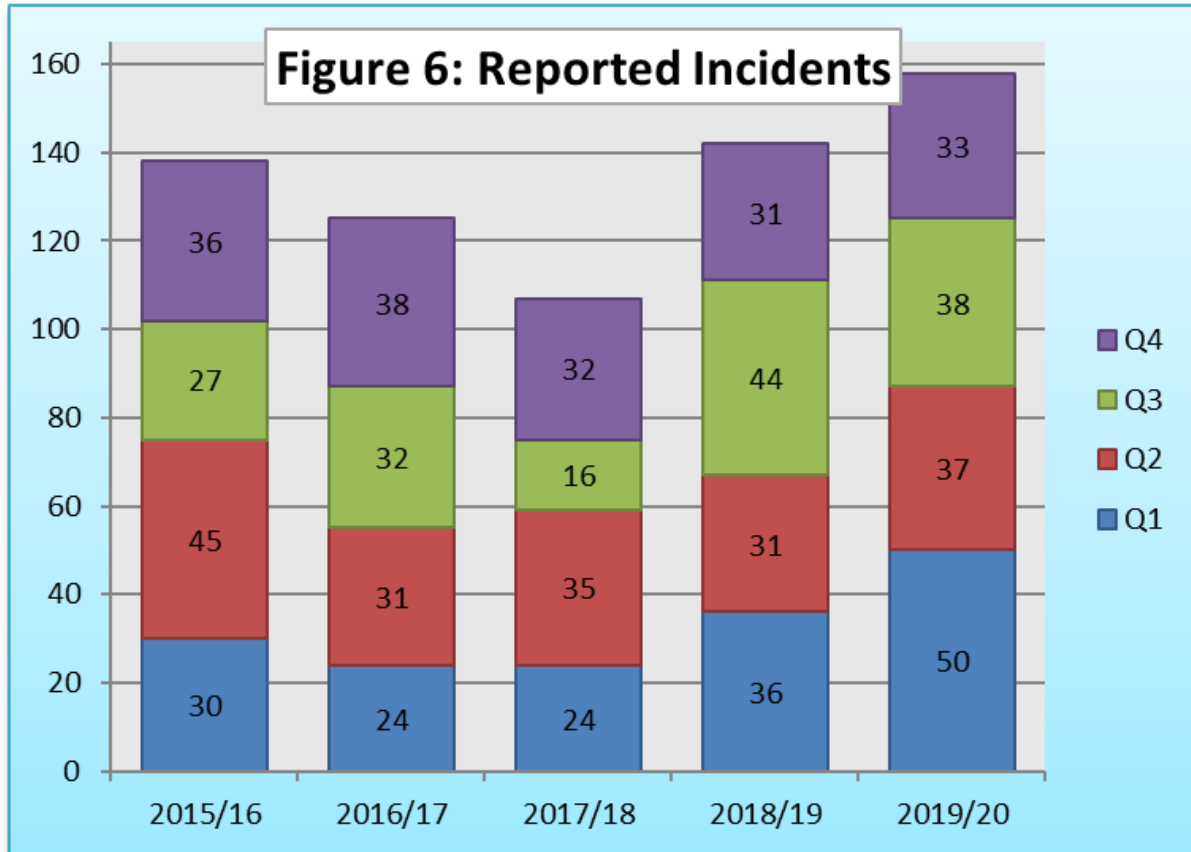
7.3 Q3 Incident Report Summary					
#	Date	Location	Description	RPH	Type
1	10/1/19	Inuvik	Rock Broke Windshield	M	Vehicle
2	10/1/19	Lutsel K'e	Step Damaged by Truck	L	Property Damage
3	10/8/19	Yellowknife	Broken Mug	L	Property Damage
4	10/10/19	Deline	Stretched Guy Wire	L	Property Damage
5	10/11/19	Yellowknife	Plastic Welding Fire Alarm	L	Procedures
6	10/11/19	Tulita	Overhead Crane Use	L	Regulations
7	10/13/19	Tulita	Work at Heights	L	Regulations
8	10/16/19	Bluefish	Outboard Fuel Leak - 1 L	L	Environmental
9	10/19/19	Yellowknife	Reactor Tripped	L	Outage
10	10/21/19	Tulita	Fire Alarm Activated	L	Other
11	10/23/19	Snare	Septic Leak	L	Environmental
12	10/26/19	Sachs Harbour	Meter Short	L	Electrical
13	10/28/19	Fort Simpson	Attempted Break & Enter	L	Property Damage
14	10/28/19	Inuvik	Vehicle Hit Gate Post	L	Vehicle
15	11/1/19	Snare	Phase Rotation Error	M	Outage
16	11/5/19	Sachs Harbour	Damaged Sea Can Door	L	Property Damage
17	11/7/19	Inuvik	Damaged Fiber Optic Line	L	Property Damage
18	11/7/19	Paulatuk	Improper Meter Hookup	M	Near Miss
19	11/13/19	Snare	Cut Finger with Chef Knife	L	Injury Other
20	11/16/19	Fort Smith	Public Vehicle Hit Pole	H	Property Damage
21	11/19/19	Fort Smith	Runway Incursion	M	Near Miss
22	11/20/19	Fort Smith	3rd Party Loader Hit Cable	M	Outage
23	11/20/19	Inuvik	Crane Sparks	L	Electrical
24	11/20/19	Snare	Van Hit Ditch	L	Vehicle
25	11/23/19	Snare	No Hot Work Plan	L	Procedures
26	11/24/19	Colville Lake	Snowmobile Hit Fence	H	Property Damage
27	11/26/19	Snare	Fire Alarm Activated	L	Procedures

7.3 Q3 Incident Report Summary					
#	Date	Location	Description	RPH	Type
28	11/27/19	Hay River	Locked in Office	L	Other
29	11/28/19	Inuvik	Bruised Hip	L	Injury Other
30	12/1/19	Hay River	Trip and Fall	L	Slip/Trip/Fall
31	12/4/19	Gameti	Glycol Spill - 10 L	L	Environmental
32	12/6/19	Deline	Illness from Heater Fumes	L	Illness
33	12/8/19	Snare	Alcohol Consumption	M	Regulations
34	12/14/19	Snare	Electrical Contact	H	Electrical
35	12/14/19	Snare	Truck in Ditch	L	Vehicle
36	12/17/19	Yellowknife	Truck Reversing Damage	L	Vehicle
37	12/22/19	Snare	Slip and Fall	L	Slip/Trip/Fall
38	12/27/19	Fort Liard	Knee Pain	L	Injury Other

\*Contractor incidents are shaded orange, public incidents are shaded blue.

7.4 Q4 Incident Report Summary					
#	Date	Location	Description	RPH	Type
1	1-3-20	Hay River	Vehicle Collision	M	Vehicle
2	1-3-20	Snare	Control Box Cable Cut	L	Property Damage
3	1-7-20	Nahanni Butte	Sore Back	L	Injury Other
4	1-9-20	Yellowknife	Fuel Spill (70 L)	H	Environmental
5	1-11-20	Snare	Fuel Spill (10 L)	L	Environmental
6	1-13-20	Fort McPherson	Frozen Water Pipes	L	Property Damage
7	1-14-20	Inuvik	Customer Self-Harm Threat	M	Violence
8	1-19-20	Lutsel K'e	Oil Spill (24 L)	L	Environmental
9	1-20-20	Inuvik	Brushing Outage	M	Outage
10	1-20-20	Inuvik	Re-closer Failure	H	Near Miss
11	1-29-20	Snare	Winter Road Intruder	M	Regulations
12	1-29-20	Snare	Energized Line Contact	H	Electrical Energy
13	1-29-20	Fort Smith	Unauthorized Clearing	L	Regulations
14	2-6-20	Tulita	Glycol Spill (5 L)	L	Environmental
15	2-12-20	Fort Simpson	Slip, no Fall	L	Slip/Trip/Fall
16	2-13-20	Tuktoyaktuk	Fire on Engine	H	Fire
17	2-16-20	Fort McPherson	Glycol Spill (800 L)	L	Environmental
18	2-16-20	Norman Wells	New Plant Freeze Up	L	Property Damage
19	2-19-20	Fort Simpson	Truck Grill Damaged	L	Vehicle
20	2-19-20	Snare	Garage Siding Damaged	L	Property Damage
21	2-20-20	Tuktoyaktuk	Overhead Door Fell	M	Near Miss
22	2-20-20	Deline	3rd Party Line Teardown	M	Electrical Energy
23	2-28-20	Ulukhaktok	Fingertip Severed	H	Injury Other
24	2-29-20	Tsiigehtchic	Broken engine guard	L	Property Damage
25	3-1-20	Tulita	Glycol Spill (40 L)	L	Environmental
26	3-3-20	Inuvik	Oil Spill (170 L)	L	Environmental
27	3-11-20	Aklavik	VSG Exhaust Fire	H	Fire

7.4 Q4 Incident Report Summary					
#	Date	Location	Description	RPH	Type
28	3-17-20	Hay River	Stairs Trip, No Fall	M	Slip/Trip/Fall
29	3-17-20	Fort Simpson	Missed Step	L	Near Miss
30	3-20-20	Yellowknife	Visitors Inside Gate	L	Procedures
31	3-24-20	Tulita	3rd Party Line Teardown	M	Electrical Energy
32	3-30-20	Snare	Dangerous Driving	M	Vehicle
33	3-30-20	Tsiigehtchic	Minor Truck Damage	L	Vehicle



8

**Definitions**

**Exposure Hours**

The number of hours worked by NTPC workers. Does not include leave or training.

**First Aid Injury**

A workplace injury/illness that requires first aid treatment only, whether applied by a first aider or health care provider, and does not result in lost days.

**Lost Time Injury**

Any workplace injury/illness resulting in lost days beyond the date of injury.

**Medical Treatment Injury**

An injury of moderate severity that requires treatment beyond first aid from a health care provider, but does not result in lost days.

**Recordable Injury**

Any workplace injury/illness resulting in a fatality, lost time injury, medical treatment injury, restricted work, significant occupational injury/illness, or loss of consciousness. Does not include first aid injuries.

**Restricted Work Injury**

Any workplace injury/illness resulting in the modification of the injured worker's duties as prescribed by a health care provider in order to accommodate recovery from the injury.

**Frequency Rate**

Number of incidents per 200,000 exposure hours.

**Reasonable Potential for Harm (RPH)**

A generic risk analysis concept in which the potential reasonable consequences of an incident are ranked as high (serious injury/fatality), medium (medical treatment injury), or low (first aid injury).

**Severity Rate**

Number of days per 200,000 exposure hours.