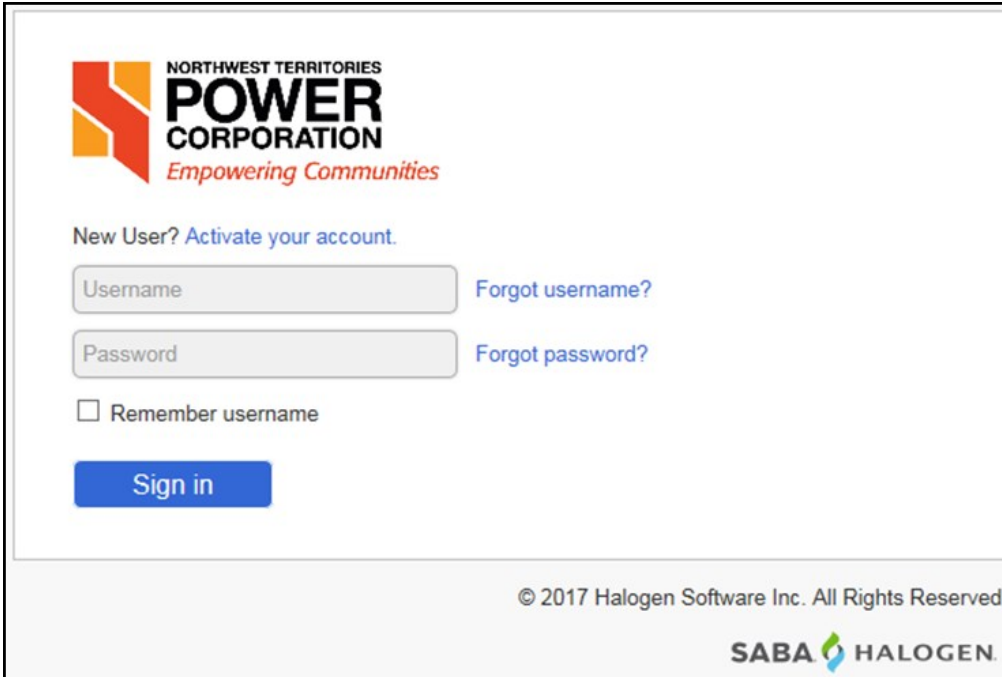


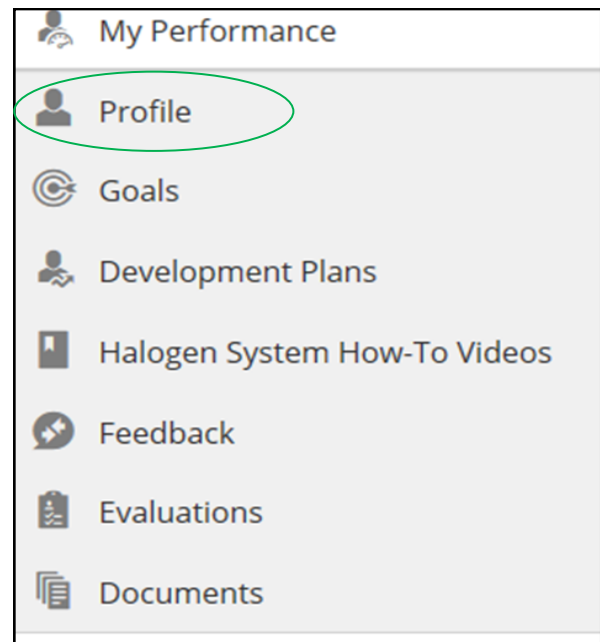
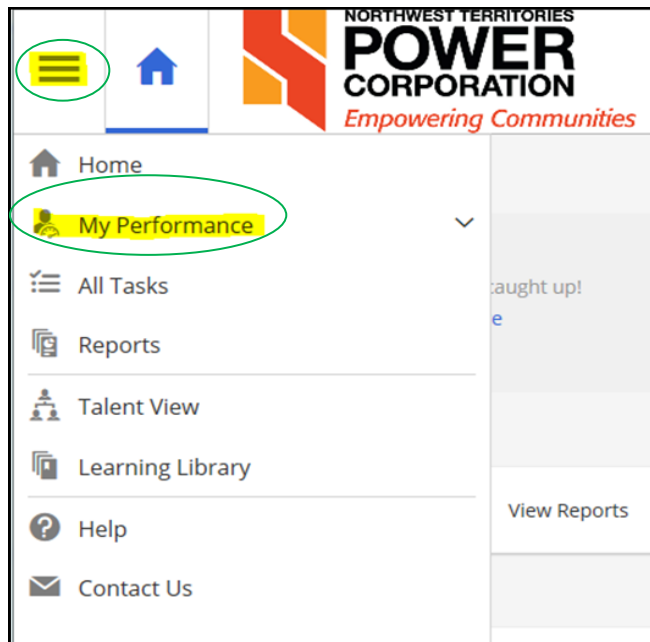
# Halogen My Profile

1: **Website:** <https://global.hgncloud.com/ntpc/welcome.jsp>



The screenshot shows the login page for Northwest Territories Power Corporation. At the top left is the logo with the text "NORTHWEST TERRITORIES POWER CORPORATION Empowering Communities". Below the logo, there is a link for "New User? Activate your account." The login form includes a "Username" field with a "Forgot username?" link, a "Password" field with a "Forgot password?" link, and a checkbox for "Remember username". A blue "Sign in" button is positioned below the form. At the bottom right, there is a copyright notice "© 2017 Halogen Software Inc. All Rights Reserved." and the "SABA HALOGEN" logo.

2: Go to **My Performance**; Click on **Profile**





### 3. Complete each section within your Profile

- The top box will auto populate from the system with your personal info
- Add a photo if you would like to
- Add your certificates and licenses, professional memberships, formal education and language skills


\*This information will only be visible to yourself and your Manager


**My Performance**


 **Kristen Slade**  
Training & Development Specialist  
kslade@ntpc.com


Direct Manager: Gordon Jennings   
Division: Human Resources  
Location: Hay River  
Number of Direct Reports: 0  
Union: -  
Position Code: -

Last Updated  
[Add Photo](#)



**Certifications and Licenses**   
No information to display.  
[Add Certifications and Licenses](#)

**Professional Memberships**   
No information to display.  
[Add Professional Memberships](#)

**Formal Education**   
No information to display.  
[Add Formal Education](#)

**Language Skills**   
No information to display.  
[Add Language Skills](#)

### 4. Logout from the top right corner

 Hi, Kristen Slade 

[Logout](#)